

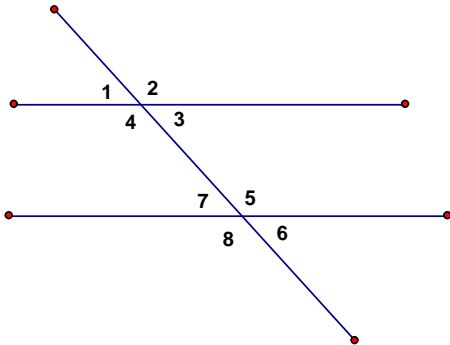
Geometry Chapter 3 Practice Test 1

Name: _____

Time Start: _____ Finish: _____

Total Time = _____

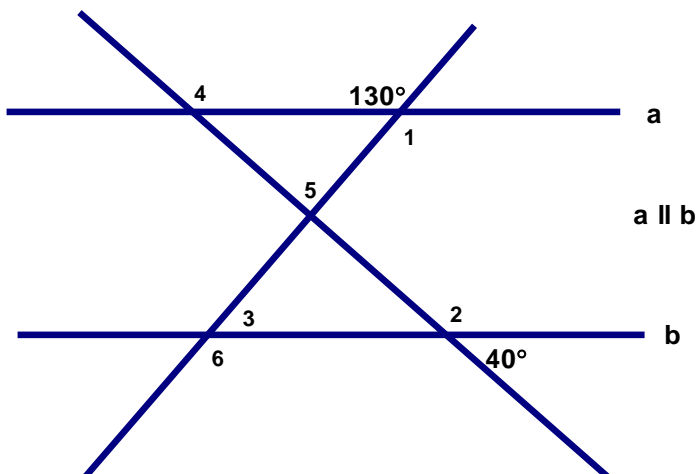
Look at the figure below and identify the given.



- _____ 1. the alternate interior angles to angle 3
- _____ 2. the interior angle on the same side of the transversal to angle 7
- _____ 3. the corresponding angle to angle 2
- _____ 4. the consecutive interior angle to angle 7
- _____ 5. the corresponding angle to angle 8
- _____ 6. the alternate interior angle to angle 5
- _____ 7. the consecutive interior angle to angle 4

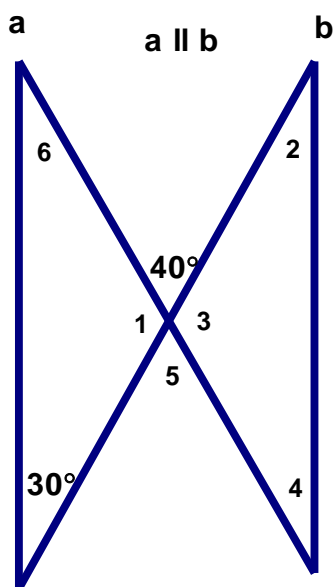
8. Find the missing angles below.

$\angle 1 =$ _____ $\angle 2 =$ _____ $\angle 3 =$ _____ $\angle 4 =$ _____ $\angle 5 =$ _____ $\angle 6 =$ _____



9. Find the missing angles below.

$\angle 1 = \underline{\hspace{1cm}}$ $\angle 2 = \underline{\hspace{1cm}}$ $\angle 3 = \underline{\hspace{1cm}}$ $\angle 4 = \underline{\hspace{1cm}}$ $\angle 5 = \underline{\hspace{1cm}}$ $\angle 6 = \underline{\hspace{1cm}}$



10. Fill in all missing angles below.

