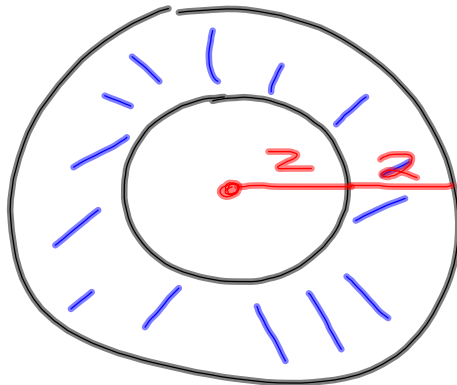


How much seed do I need?

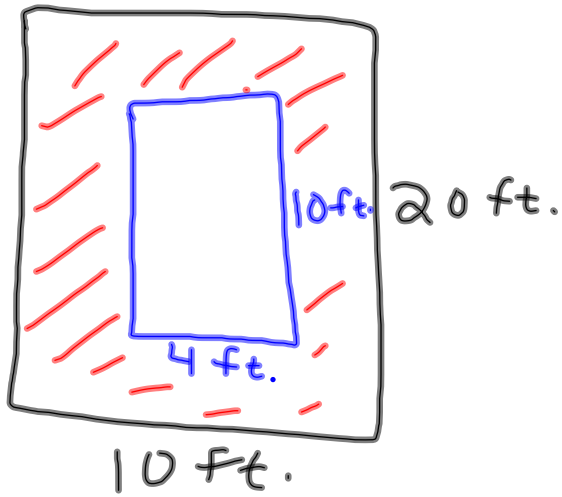
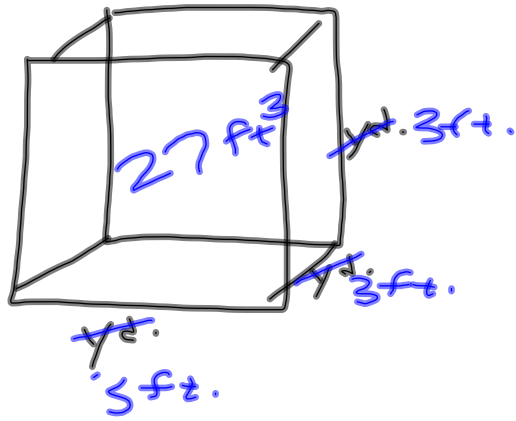
$$\begin{array}{r}
 7200 \text{ ft}^2 \\
 - 1000 \text{ ft}^2 \\
 \hline
 6200 \text{ ft}^2
 \end{array}$$



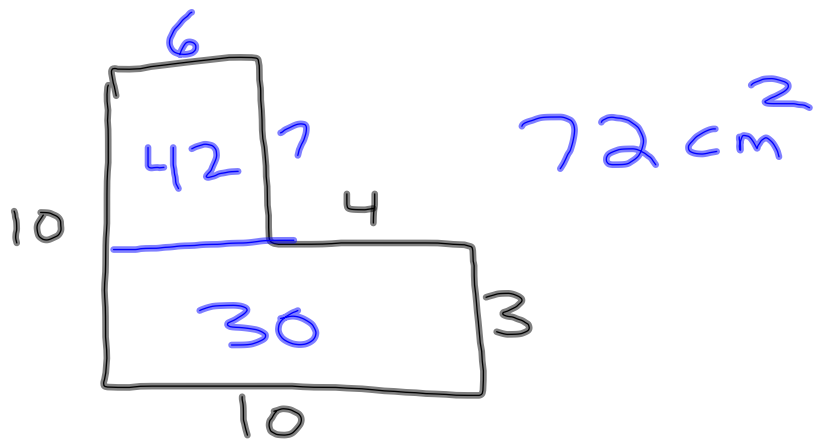
$$\begin{array}{r}
 \text{Area of} \\
 \text{Whole} \\
 \hline
 \pi r^2 \\
 \pi \cdot 4^2 \\
 16\pi
 \end{array}$$

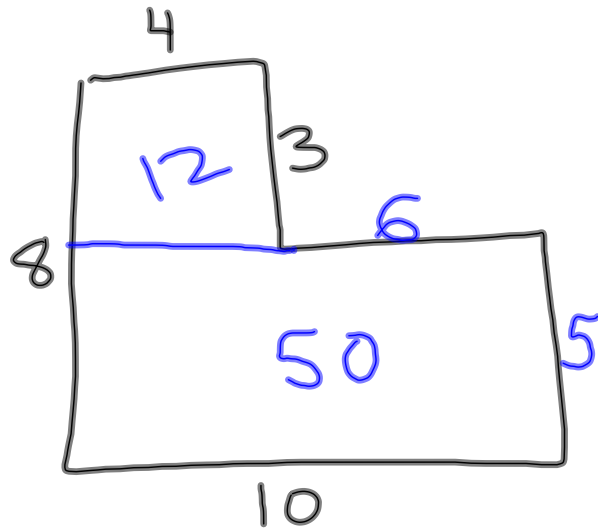
$$\begin{array}{r}
 - \text{Part we} \\
 \text{don't want} \\
 \hline
 \pi r^2 \\
 \pi \cdot 2^2 \\
 4\pi
 \end{array}$$

$$12\pi$$

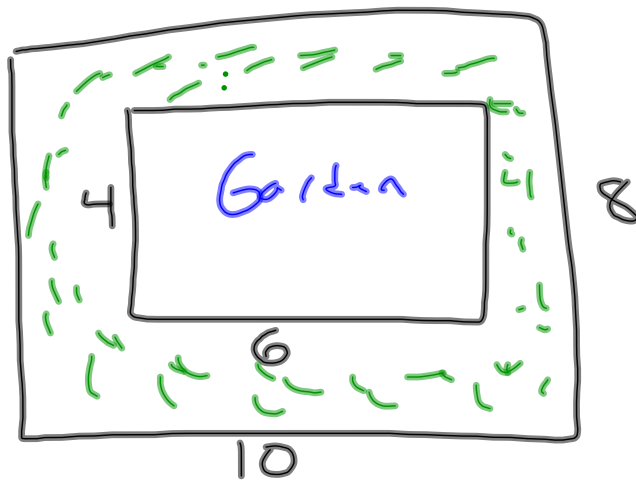


$$\begin{array}{r} 200 \\ - 40 \\ \hline 160 \text{ ft}^2 \end{array}$$





62 cm^2



Area of whole thing - hole we don't want

80 - 24

56 ft^2